



# Washington State Tree Fruit Association

## Weekly Shipment Report

Shipments reported in 1,000 box cars.

Executive Summary #43

For the week of 06/24/2019 through 6/30/2019

Apple Shipments	Weekly Shipments								
	Conventional			Organic			Total		
	2018-19	2017-18	2016-17	2018-19	2017-18	2016-17	2018-19	2017-18	2016-17
Red Delicious	518	604	718	12	5	12	530	609	730
Golden Delicious	107	145	141	0	2	2	107	147	143
Granny Smith	170	290	176	5	15	2	175	305	178
Fuji	175	194	187	33	37	27	208	231	214
Gala	362	360	432	45	43	39	407	403	471
Braeburn	3	5	3	0	0	0	3	5	3
Jonagold	0	7	4	0	0	0	0	7	4
Ambrosia	23	30	2	3	0	0	26	30	2
Cripps Pink	66	64	113	13	9	5	79	73	118
Honeycrisp	139	118	56	12	14	0	151	132	56
Others	94	58	86	4	9	4	98	67	90
<b>Total This Week</b>	<b>1,657</b>	<b>1,875</b>	<b>1,918</b>	<b>127</b>	<b>134</b>	<b>91</b>	<b>1,784</b>	<b>2,009</b>	<b>2,009</b>
<b>Previous Week</b>	<b>1,806</b>	<b>1,949</b>	<b>2,110</b>	<b>150</b>	<b>155</b>	<b>117</b>	<b>1,956</b>	<b>2,104</b>	<b>2,227</b>
<b>Domestic This Week</b>	<b>1,108</b>	<b>1,167</b>	<b>1,199</b>	<b>110</b>	<b>127</b>	<b>82</b>	<b>1,218</b>	<b>1,294</b>	<b>1,281</b>
<b>Exports This Week</b>	<b>549</b>	<b>708</b>	<b>719</b>	<b>17</b>	<b>7</b>	<b>9</b>	<b>566</b>	<b>715</b>	<b>728</b>
Canada Alone	85	96	110	7	5	7	92	101	117
Mexico Alone	251	259	359	6	0	1	257	259	360

### Pear Shipments

Bartlett	2	0	0	0	0	0	2	0	0
D'Anjou	87	83	114	1	0	0	88	83	114
Bosc	1	0	0	0	0	0	1	0	0
Other Pears	1	0	0	0	0	0	1	0	0
<b>Total This Week</b>	<b>91</b>	<b>83</b>	<b>114</b>	<b>1</b>	<b>0</b>	<b>0</b>	<b>92</b>	<b>83</b>	<b>114</b>
<b>Previous Week</b>	<b>90</b>	<b>94</b>	<b>89</b>	<b>1</b>	<b>0</b>	<b>0</b>	<b>91</b>	<b>94</b>	<b>89</b>
<b>Mexico Exports</b>	<b>46</b>	<b>36</b>	<b>56</b>	<b>0</b>	<b>0</b>	<b>0</b>	<b>46</b>	<b>36</b>	<b>56</b>

Apple Shipments	Season to Date Shipments								
	Conventional			Organic			Total		
	2018-19	2017-18	2016-17	2018-19	2017-18	2016-17	2018-19	2017-18	2016-17
Red Delicious	21,036	26,448	28,404	556	623	798	21,592	27,071	29,202
Golden Delicious	3,882	5,273	5,566	142	216	237	4,024	5,489	5,803
Granny Smith	9,651	12,604	12,395	1,122	1,218	920	10,773	13,822	13,315
Fuji	10,135	11,181	12,646	2,845	2,821	2,344	12,980	14,002	14,990
Gala	19,607	23,217	25,199	4,554	4,293	3,584	24,161	27,510	28,783
Braeburn	776	906	1,270	86	125	183	862	1,031	1,453
Jonagold	312	377	523	19	27	28	331	404	551
Ambrosia	1,136	1,330	1,356	147	65	63	1,283	1,395	1,419
Cripps Pink	3,238	3,528	4,050	903	746	776	4,141	4,274	4,826
Honeycrisp	9,018	8,731	7,441	1,857	1,699	835	10,875	10,430	8,276
Others	6,187	5,601	5,705	748	726	661	6,935	6,327	6,366
<b>Season Total</b>	<b>84,978</b>	<b>99,196</b>	<b>104,555</b>	<b>12,979</b>	<b>12,559</b>	<b>10,429</b>	<b>97,957</b>	<b>111,755</b>	<b>114,984</b>
<b>Season Domestic</b>	<b>59,180</b>	<b>61,555</b>	<b>70,282</b>	<b>12,164</b>	<b>11,666</b>	<b>9,912</b>	<b>71,344</b>	<b>73,221</b>	<b>80,194</b>
<b>Season Exports</b>	<b>25,798</b>	<b>37,641</b>	<b>34,273</b>	<b>815</b>	<b>893</b>	<b>517</b>	<b>26,613</b>	<b>38,534</b>	<b>34,790</b>
Canada Alone	3,155	3,768	4,335	555	555	398	3,710	4,323	4,733
Mexico Alone	8,200	10,601	10,267	97	71	28	8,297	10,672	10,295

### Pear Shipments

Bartlett	2,285	1,860	2,766	500	326	347	2,785	2,186	3,113
D'Anjou	4,985	4,113	4,786	526	448	446	5,511	4,561	5,232
Bosc	1,181	797	1,415	220	174	237	1,401	971	1,652
Other Pears	223	204	271	61	52	83	284	256	354
<b>Season Total</b>	<b>8,674</b>	<b>6,974</b>	<b>9,238</b>	<b>1,307</b>	<b>1,000</b>	<b>1,113</b>	<b>9,981</b>	<b>7,974</b>	<b>10,351</b>

### Soft Fruit Shipments - Reported in 40,000 lb. (20 X 2000 lb.) cars

	Yakima	Wenatchee	State
Apricots - Season to Date	8	1	9
Peaches - Season to Date	0	0	0



# Washington State Tree Fruit Association

Report #43

July 1, 2019

## 2018-19 Crop Apple & Pear Weekly & Season 3-Year Comparison

Apple Shipments										
	Weekly Apple Shipments			% Change 18-19 from		Season to Date Shipments			% Change 18-19 from	
	18-19	17-18	16-17	17-18	16-17	18-19	17-18	16-17	17-18	16-17
	Conventional	1,657	1,875	1,918	-11.6%	-13.6%	84,978	99,196	104,555	-14.3%
Organic	127	134	91	-5.2%	39.6%	12,979	12,559	10,429	3.3%	24.5%
<b>Total</b>	<b>1,784</b>	<b>2,009</b>	<b>2,009</b>	<b>-11.2%</b>	<b>-11.2%</b>	<b>97,957</b>	<b>111,755</b>	<b>114,984</b>	<b>-12.3%</b>	<b>-14.8%</b>

Pear Shipments										
	Weekly Pear Shipments			% Change 18-19 from		Season to Date Shipments			% Change 18-19 from	
	18-19	17-18	16-17	17-18	16-17	18-19	17-18	16-17	17-18	16-17
	Conventional	91	83	114	9.6%	-20.2%	8,674	6,974	9,238	24.4%
Organic	1	0	0	----	----	1,307	1,000	1,113	30.7%	17.4%
<b>Total</b>	<b>92</b>	<b>83</b>	<b>114</b>	<b>10.8%</b>	<b>-19.3%</b>	<b>9,981</b>	<b>7,974</b>	<b>10,351</b>	<b>25.2%</b>	<b>-3.6%</b>

2018-19 MONTHLY APPLE SHIPMENTS AND STORAGE HOLDINGS													
Variety	Conventional			Organic			Total			Shipped After Rpt. 2017	Shipped After Rpt. 2016	Shipped After Rpt. 2015	
	On Hand June 1	Ship Since June 1	Bal on Hand	On Hand June 1	Ship Since June 1	Bal on Hand	On Hand June 1	Ship Since June 1	Bal on Hand				
Reds	8,910	2,250	6,660	115	34	81	9,025	2,284	6,741	6,246	10,278	6,433	
Golden	1,005	421	584	36	2	34	1,041	423	618	1,355	787	1,071	
Granny	3,724	772	2,952	111	33	78	3,835	805	3,030	4,304	1,737	3,429	
Fuji	2,777	775	2,002	598	193	405	3,375	968	2,407	2,827	2,035	1,482	
Gala	4,367	1,607	2,760	1,009	247	762	5,376	1,854	3,522	3,435	2,565	1,309	
Braeburn	40	24	16	0	0	0	40	24	16	9	19	7	
Jonagold	0	0	0	0	0	0	0	0	0	44	26	2	
Ambrosia	294	115	179	43	17	26	337	132	205	265	5	2	
Cripps Pink	1,453	295	1,158	213	68	145	1,666	363	1,303	1,008	1,336	708	
Honeycrisp	1,824	553	1,271	76	66	10	1,900	619	1,281	1,058	126	432	
Other	567	423	144	16	9	7	583	432	151	749	343	1,336	
<b>Total</b>	<b>24,961</b>	<b>7,235</b>	<b>17,726</b>	<b>2,217</b>	<b>669</b>	<b>1,548</b>	<b>27,178</b>	<b>7,904</b>	<b>19,274</b>	<b>21,300</b>	<b>19,257</b>	<b>16,211</b>	

Export Variety Breakdown													
Variety	Canada				Mexico				China				
	2018-19		2017-18		2018-19		2017-18		2018-19		2017-18		
	Shipments	% *	Shipments	% *	Shipments	% *	Shipments	% *	Shipments	% *	Shipments	% *	
Red Delicious	577,230	16%	653,008	15%	4,058,590	49%	4,213,254	39%	551,685	64%	612,444	54%	
Golden Delicious	226,729	6%	307,552	7%	1,055,495	13%	1,918,506	18%	0	---	0	---	
Granny Smith	535,579	14%	844,299	19%	556,238	7%	821,610	8%	59,314	7%	184,193	16%	
Fuji	295,670	8%	305,946	7%	36,433	0%	62,414	1%	2,194	0%	1,382	0%	
Gala	1,287,936	35%	1,602,351	36%	2,406,369	29%	3,736,649	34%	114,832	13%	180,655	16%	
Other	787,467	21%	720,476	16%	184,258	2%	156,138	1%	131,652	15%	156,652	14%	
<b>Total</b>	<b>3,710,611</b>	<b>100%</b>	<b>4,433,632</b>	<b>100%</b>	<b>8,297,383</b>	<b>100%</b>	<b>10,908,571</b>	<b>100%</b>	<b>859,677</b>	<b>100%</b>	<b>1,135,326</b>	<b>100%</b>	

Variety	Hong Kong				Indonesia				Taiwan			
	2018-19		2017-18		2018-19		2017-18		2018-19		2017-18	
	Shipments	% *	Shipments	% *	Shipments	% *	Shipments	% *	Shipments	% *	Shipments	% *
Red Delicious	443,398	81%	384,256	75%	961,556	87%	867,082	78%	12,577	1%	28,556	1%
Golden Delicious	0	---	294	0%	1,042	0%	147	0%	21,558	1%	12,137	0%
Granny Smith	22,492	4%	22,631	4%	44,161	4%	118,600	11%	5,090	0%	18,190	1%
Fuji	1,709	0%	2,444	0%	663	0%	3,179	0%	1,959,984	91%	2,296,542	91%
Gala	12,631	2%	55,411	11%	46,453	4%	59,929	5%	75,577	4%	93,250	4%
Other	68,651	13%	46,632	9%	50,906	5%	63,271	6%	67,406	3%	72,708	3%
<b>Total</b>	<b>548,881</b>	<b>100%</b>	<b>511,668</b>	<b>100%</b>	<b>1,104,781</b>	<b>100%</b>	<b>1,112,208</b>	<b>100%</b>	<b>2,142,192</b>	<b>100%</b>	<b>2,521,383</b>	<b>100%</b>

\*Represents % of total shipped to specified region.



# Washington State Tree Fruit Association

Report #43

July 1, 2019


Variety	WEEKLY PEAR SHIPMENTS AND SEASONAL TOTALS											
	Washington				Hood River				Medford			
	Wk	18-19	17-18	% Chg	*Wk	18-19	17-18	% Chg	*Wk	18-19	17-18	% Chg
Bartlett	2	2,785	2,186	27%		1,634	1,259	30%		80	85	-6%
Anjou	88	5,511	4,561	21%		3,715	4,143	-10%		81	122	-34%
Bosc	1	1,401	971	44%		1,273	854	49%		404	372	9%
Other	1	284	256	11%		340	259	31%		140	113	24%
<b>Total</b>	<b>92</b>	<b>9,981</b>	<b>7,974</b>	<b>25%</b>	<b>0</b>	<b>6,962</b>	<b>6,515</b>	<b>7%</b>	<b>0</b>	<b>705</b>	<b>692</b>	<b>2%</b>

Note: Hood River & Medford are for the week ending and season through June 14th, 2019

\*Columbia Gorge Fruit Growers and Pear Bureau Northwest did not provide pear shipment reports for last week's shipment

HISTORIC APPLE SHIPMENT COMPARISONS												
2018-19 Crop									Comparative Indications			
Accumulated Shipments to Date by Variety									18-19 Shipments			
Variety	State	State	State	Conv.	Conv. %	Org.	Org. %	Total	Pct Change From			
	15-16	16-17	17-18	18-19	Shipped	18-19	Shipped	18-19	17-18	16-17	15-16	
Reds	22,785	29,202	27,071	21,036	76.0%	556	87.1%	21,592	-20.2%	-26.1%	-5.2%	
Golden	7,125	5,803	5,489	3,882	86.9%	142	80.7%	4,024	-26.7%	-30.7%	-43.5%	
Granny	13,437	13,315	13,822	9,651	76.6%	1,122	93.5%	10,773	-22.1%	-19.1%	-19.8%	
Fuji	13,912	14,990	14,002	10,135	83.5%	2,845	87.5%	12,980	-7.3%	-13.4%	-6.7%	
Gala	22,567	28,783	27,510	19,607	87.7%	4,554	85.7%	24,161	-12.2%	-16.1%	7.1%	
Braeburn	1,656	1,453	1,031	776	98.0%	86	100.0%	862	-16.4%	-40.7%	-47.9%	
Jonagold	768	551	404	312	100.0%	19	100.0%	331	-18.1%	-39.9%	-56.9%	
Ambrosia	1,205	1,419	1,395	1,136	86.4%	147	85.0%	1,283	-8.0%	-9.6%	6.5%	
Cripps Pink	4,775	4,826	4,274	3,238	73.6%	903	86.1%	4,141	-3.1%	-14.2%	-13.3%	
Honeycrisp	6,946	8,276	10,430	9,018	87.7%	1,857	99.5%	10,875	4.3%	31.4%	56.6%	
Other	5,147	6,366	6,327	6,187	97.6%	748	99.1%	6,935	9.6%	8.9%	34.7%	
<b>Total</b>	<b>100,323</b>	<b>114,984</b>	<b>111,755</b>	<b>84,978</b>	<b>82.7%</b>	<b>12,979</b>	<b>89.3%</b>	<b>97,957</b>	<b>-12.3%</b>	<b>-14.8%</b>	<b>-2.4%</b>	

HISTORIC APPLE SHIPMENT COMPARISONS												
2018-19 Crop									Pct of Total Crop Shipped To Date			
Accumulated Shipments to Date by Variety									Pct of Total Crop Shipped To Date			
Variety	State	State	State	Conv.	Conv. %	Org.	Org. %	Total	18-19	17-18	16-17	15-16
	15-16	16-17	17-18	18-19	Shipped	18-19	Shipped	18-19	Indicated	Total Crop	Total Crop	Total Crop
Reds	22,785	29,202	27,071	21,036	76.0%	556	87.1%	21,592	76.2%	81.3%	74.0%	78.0%
Golden	7,125	5,803	5,489	3,882	86.9%	142	80.7%	4,024	86.7%	80.2%	88.1%	86.9%
Granny	13,437	13,315	13,822	9,651	76.6%	1,122	93.5%	10,773	78.0%	76.3%	88.5%	79.7%
Fuji	13,912	14,990	14,002	10,135	83.5%	2,845	87.5%	12,980	84.4%	83.2%	88.0%	90.4%
Gala	22,567	28,783	27,510	19,607	87.7%	4,554	85.7%	24,161	87.3%	88.9%	91.8%	94.5%
Braeburn	1,656	1,453	1,031	776	98.0%	86	100.0%	862	98.2%	99.1%	98.7%	99.6%
Jonagold	768	551	404	312	100.0%	19	100.0%	331	100.0%	90.0%	95.5%	99.7%
Ambrosia	1,205	1,419	1,395	1,136	86.4%	147	85.0%	1,283	86.2%	84.1%	99.6%	99.8%
Cripps Pink	4,775	4,826	4,274	3,238	73.6%	903	86.1%	4,141	76.0%	80.9%	78.3%	87.1%
Honeycrisp	6,946	8,276	10,430	9,018	87.7%	1,857	99.5%	10,875	89.5%	90.8%	98.5%	94.1%
Other	5,147	6,366	6,327	6,187	97.6%	748	99.1%	6,935	97.8%	91.7%	94.9%	79.4%
<b>Total</b>	<b>100,323</b>	<b>114,984</b>	<b>111,755</b>	<b>84,978</b>	<b>82.7%</b>	<b>12,979</b>	<b>89.3%</b>	<b>97,957</b>	<b>83.6%</b>	<b>84.1%</b>	<b>85.7%</b>	<b>86.1%</b>



# Washington State Tree Fruit Association

Report #43

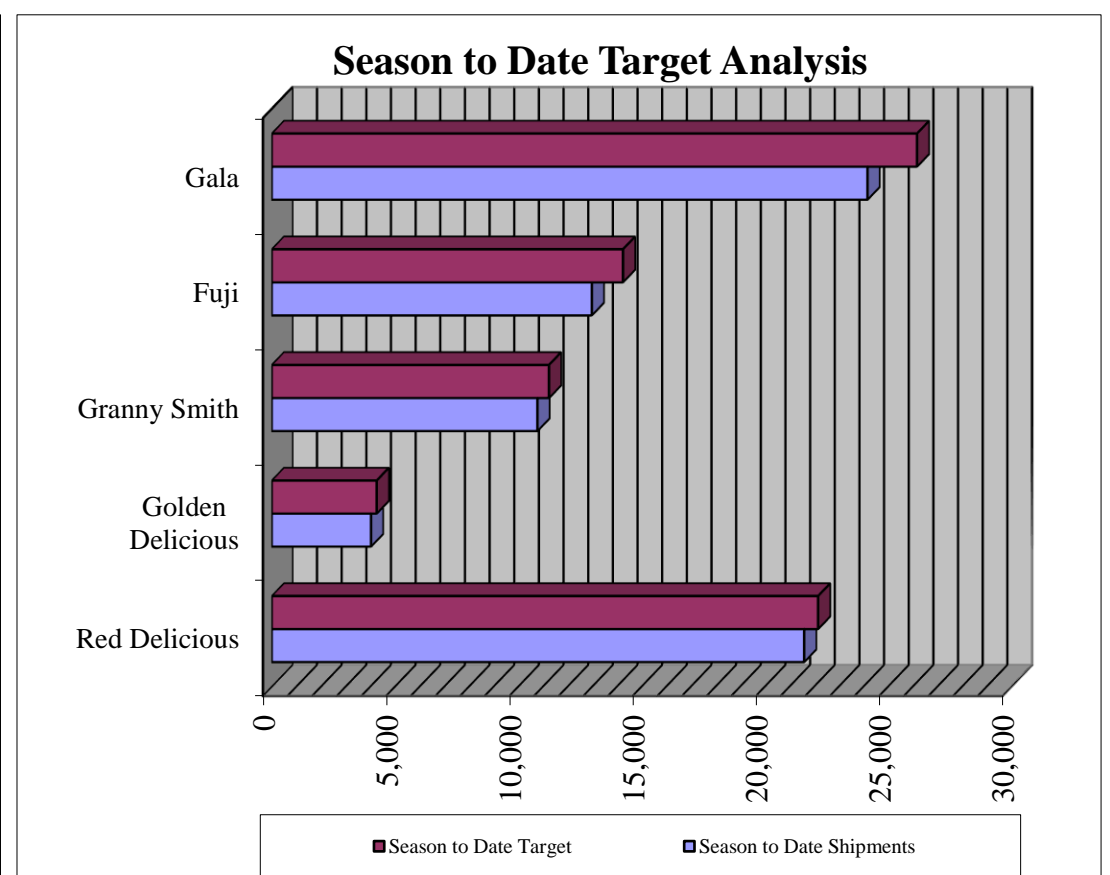
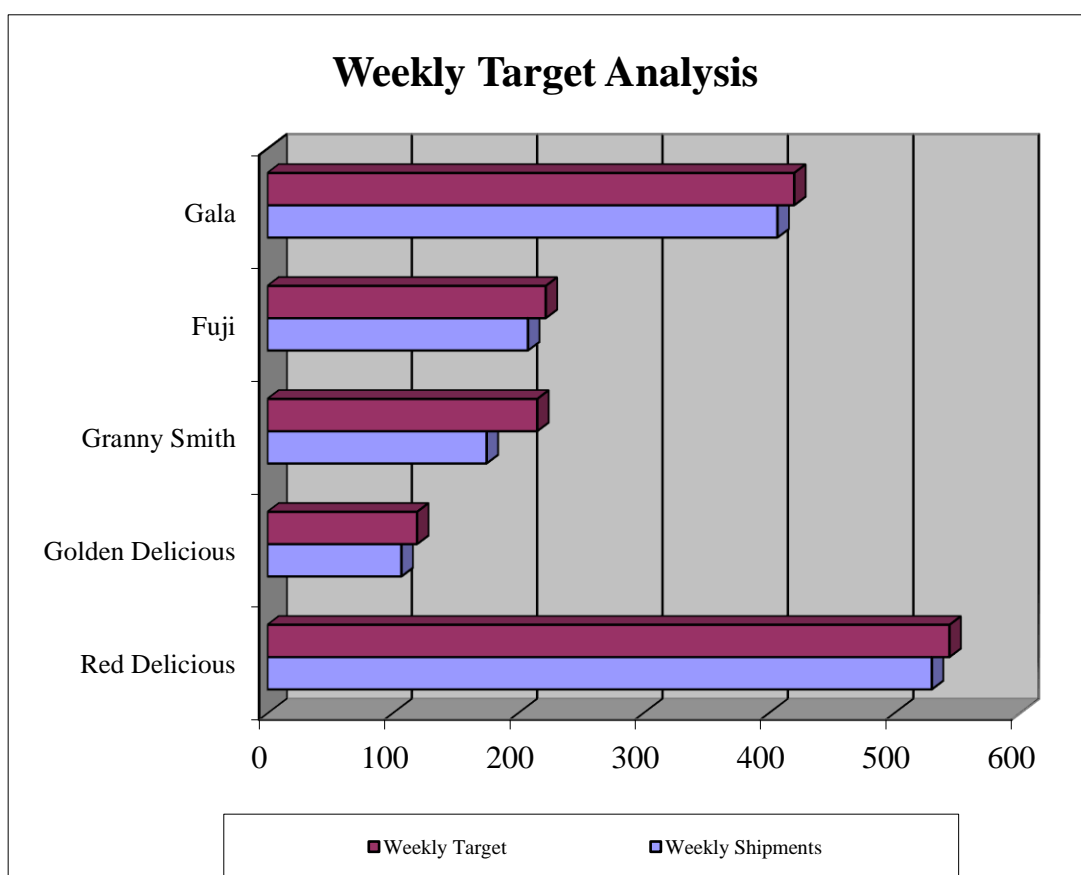
For the week of 06/24/2019 through 6/30/2019

## State Target Shipment Analysis

<i>Weekly Indicators</i>	<b>Red Delicious</b>	<b>Golden Delicious</b>	<b>Granny Smith</b>	<b>Fuji</b>	<b>Gala</b>
Weekly Shipments	530	107	175	208	407
% of Indicated Target Crop	1.9%	2.1%	1.3%	1.3%	1.5%
Weekly Target	544	119	215	222	420
% of Indicated Target Crop	1.9%	2.4%	1.6%	1.4%	1.5%
Weekly Shipment % of Target	97.4%	89.6%	81.3%	93.6%	96.8%
Weekly Actual Over/Under Target	(14)	(12)	(40)	(14)	(13)

<i>Season to Date Indicators</i>	<b>Red Delicious</b>	<b>Golden Delicious</b>	<b>Granny Smith</b>	<b>Fuji</b>	<b>Gala</b>
Season to Date Shipments	21,592	4,024	10,773	12,980	24,161
% of Indicated Target Crop	76.8%	80.5%	78.4%	80.3%	86.7%
Season to Date Target	22,157	4,255	11,243	14,244	26,170
% of Indicated Target Crop	78.8%	85.1%	81.8%	88.1%	93.9%
Season to Date as % of Target	97.4%	94.6%	95.8%	91.1%	92.3%
Season to Date Actual Over/Under Target	(565)	(231)	(470)	(1,264)	(2,009)

<i>Future Targets</i>	<b>Red Delicious</b>	<b>Golden Delicious</b>	<b>Granny Smith</b>	<b>Fuji</b>	<b>Gala</b>
Target Week - 44 (7/1 - 7/7/19)	505	109	212	214	397
% of Indicated Target Crop	1.8%	2.2%	1.5%	1.3%	1.4%
Target Week - 45 (7/8 - 7/14/19)	456	97	195	207	376
% of Indicated Target Crop	1.6%	1.9%	1.4%	1.3%	1.3%
Target Week - 46 (7/15 - 7/21/19)	434	96	202	182	328
% of Indicated Target Crop	1.5%	1.9%	1.5%	1.1%	1.2%
Target Week - 47 (7/22 - 7/28/19)	492	103	217	201	321
% of Indicated Target Crop	1.7%	2.1%	1.6%	1.2%	1.2%



### Target Completion Dates by Variety

Red Delicious - October 1

Golden Delicious - September 1

Granny Smith - October 1

Fuji - September 1

Gala - August 1st



# Washington State Tree Fruit Association

Report #43

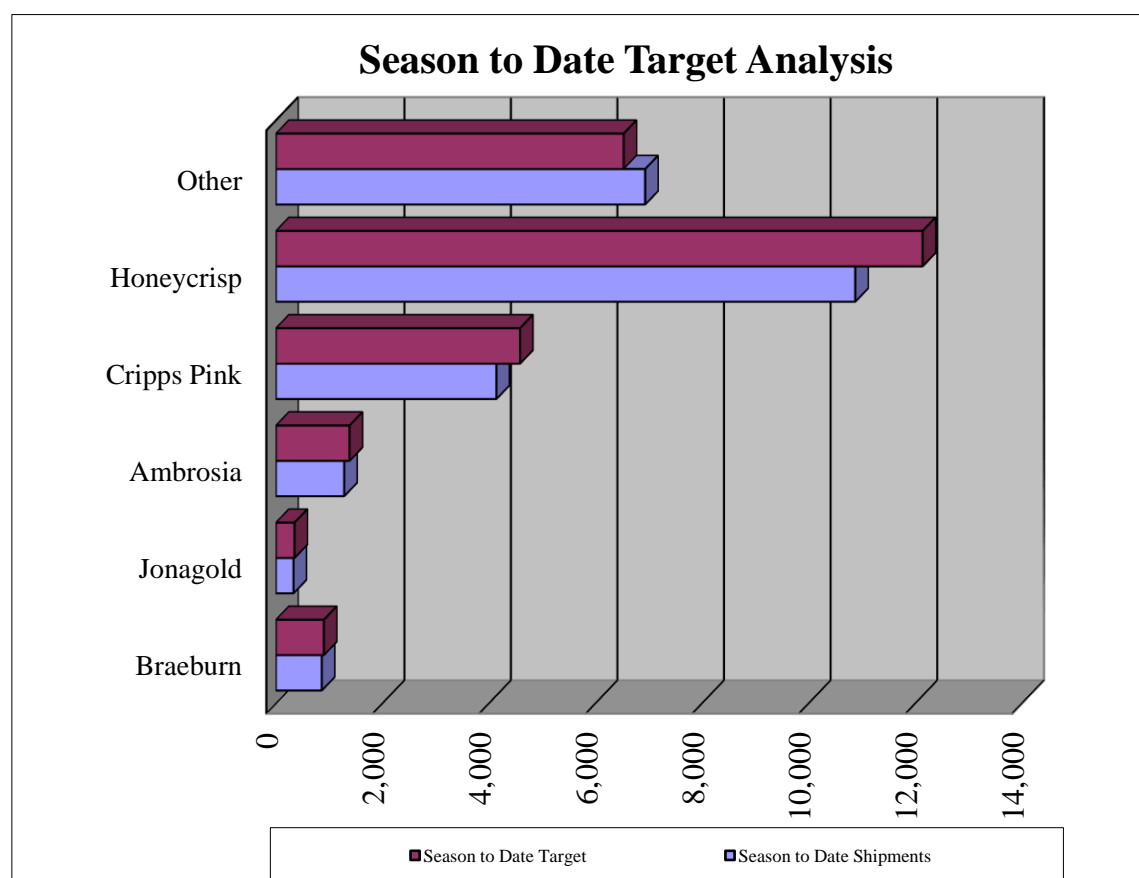
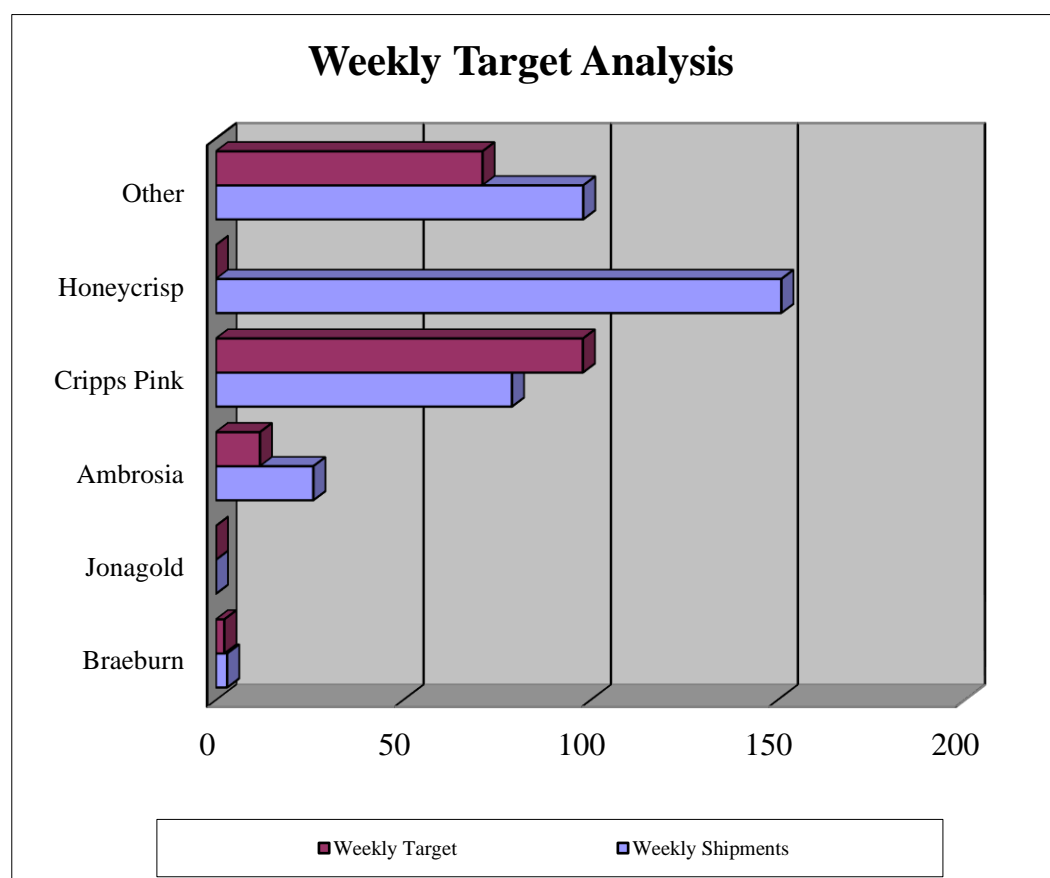
For the week of 06/24/2019 through 6/30/2019

## State Target Shipment Analysis

<i>Weekly Indicators</i>	<b>Braeburn</b>	<b>Jonagold</b>	<b>Ambrosia</b>	<b>Cripps Pink</b>	<b>Honeycrisp</b>	<b>Other</b>
Weekly Shipments	3	0	26	79	151	98
% of Indicated Target Crop	0.3%	0.0%	1.9%	1.4%	1.2%	1.4%
Weekly Target	2	0	12	98	0	71
% of Indicated Target Crop	0.2%	0.0%	0.8%	1.7%	0.0%	1.0%
Weekly Shipment % of Target	133.5%	N/A	221.3%	80.7%	N/A	137.7%
Weekly Actual Over/Under Target	1	0	14	(19)	151	27

<i>Season to Date Indicators</i>	<b>Braeburn</b>	<b>Jonagold</b>	<b>Ambrosia</b>	<b>Cripps Pink</b>	<b>Honeycrisp</b>	<b>Other</b>
Season to Date Shipments	862	331	1,283	4,141	10,875	6,935
% of Indicated Target Crop	94.8%	94.6%	92.1%	73.8%	89.6%	100.0%
Season to Date Target	901	350	1,384	4,585	12,139	6,530
% of Indicated Target Crop	99.1%	100.0%	99.3%	81.7%	100.0%	94.1%
Season to Date as % of Target	95.7%	94.6%	92.7%	90.3%	89.6%	106.2%
Season to Date Actual Over/Under Target	(39)	(19)	(101)	(444)	(1,264)	405

<i>Future Targets</i>	<b>Braeburn</b>	<b>Jonagold</b>	<b>Ambrosia</b>	<b>Cripps Pink</b>	<b>Honeycrisp</b>	<b>Other</b>
Target Week - 44 (7/1 - 7/7/19)	2	0	10	94	0	65
% of Indicated Target Crop	0.2%	0.0%	0.7%	1.7%	0.0%	0.9%
Target Week - 45 (7/8 - 7/14/19)	1	0	0	88	0	50
% of Indicated Target Crop	0.2%	0.0%	0.0%	1.6%	0.0%	0.7%
Target Week - 46 (7/15 - 7/21/19)	1	0	0	83	0	42
% of Indicated Target Crop	0.2%	0.0%	0.0%	1.5%	0.0%	0.6%
Target Week - 47 (7/22 - 7/28/19)	1	0	0	92	0	39
% of Indicated Target Crop	0.1%	0.0%	0.0%	1.6%	0.0%	0.6%



### Target Completion Dates by Variety

Braeburn - September 1

Jonagold - June 1

Ambrosia - July 1

Cripps Pink - October 1

Honeycrisp - June 1

Other - September 1